



MD Financial
Management

MD Growth Investments Limited

February 29, 2024

SERIES A: MDM070

INVESTMENT OBJECTIVE

The fund invests in equity securities from around the world, with a focus on value-style investing. Each manager has a unique and complementary investment strategy with a view to achieving long-term capital growth and managing risk.

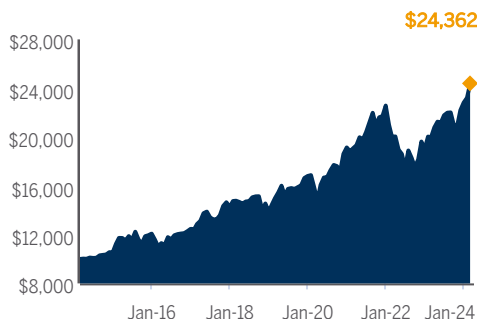
FUND DETAILS

	Series A
Start date	Dec-69
Total assets (\$M)	669.1
Unit price (\$)	31.23
Management fee	1.24%
MER	1.59%
Distribution Frequency	
Income	Annually
Capital gains	Annually
Return of capital	

RISK RATING



GROWTH OF \$10,000



FUND RETURNS (%)

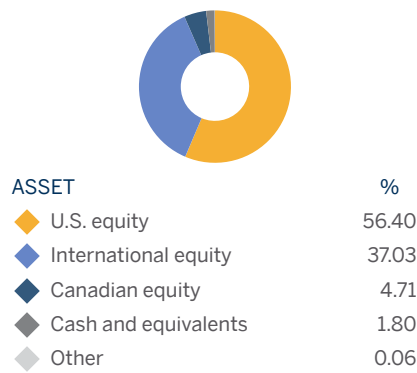
FUND	1 MO	QTR	1 YR	3 YRS	5 YRS	10 YRS	SINCE INCEPTION
Series A	4.94	9.77	21.99	8.50	10.21	9.31	10.47
Series A quartile	2	2	2	2	2	2	—

FUND	2023	2022	2021	2020	2019	2018	2017	2016	2015	2014
Series A	19.93	-15.72	17.93	13.93	21.01	-2.73	14.45	3.27	14.62	9.11
Series A quartile	1	3	2	2	2	2	2	3	3	3

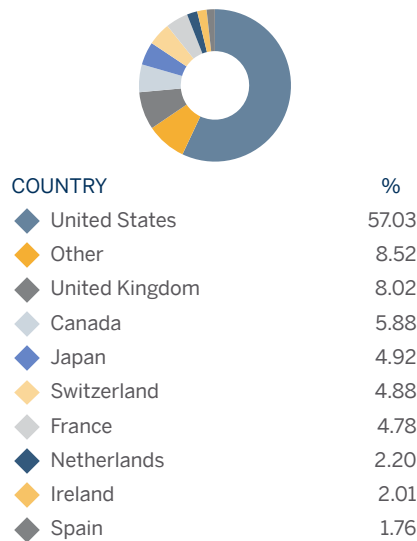
SECTOR ALLOCATION (%)

SECTOR	31-JAN-24	29-FEB-24
Technology	21.53	21.35
Healthcare	16.43	16.33
Financial services	13.26	13.70
Consumer goods	12.89	12.99
Consumer services	9.99	10.19
Industrial services	8.38	8.66
Industrial goods	7.80	7.90
Basic materials	4.23	4.62
Cash and cash equivalent	2.68	1.80
Other	2.81	2.46

ASSET ALLOCATION



GEOGRAPHIC ALLOCATION



TOTAL HOLDINGS DATA

Total portfolio holdings	277
Total stock holdings	265
Total underlying holdings	2249
Total bond holdings	0

ASSET MANAGERS**Equities**

Jarislowsky Fraser Ltd.
Walter Scott & Partners Limited

RANGE OF RETURNS¹

SERIES A	1 YR	ENDED	3 YRS	ENDED	5 YRS	ENDED	10 YRS	ENDED
Best return (%)	76.15	Jul-83	42.87	Dec-77	39.15	Sep-79	28.89	Sep-84
Worst return (%)	-37.12	Sep-74	-13.74	Sep-74	-9.45	Dec-74	-2.46	Jun-10
Average return (%)	12.23	—	11.51	—	11.69	—	11.70	—
Total periods	639	—	615	—	591	—	531	—
Positive periods (%)	75.59	—	83.58	—	86.29	—	91.90	—

TOP 15 SECURITIES**% OF ASSET**

Microsoft Corp	5.19
Mastercard Inc CI A	2.98
Amazon.com Inc	2.66
Alphabet Inc CI A	2.38
ASML Holding NV	2.08
LVMH Moet Hennessy Louis Vuitton SE	2.04
Nestle SA CI N	2.03
Keyence Corp	2.00
Canadian National Railway Co	1.85
UnitedHealth Group Inc	1.85
Industria de Diseno Textil SA	1.69
Novo Nordisk A/S CI B	1.57
Interactive Brokers Group Inc	1.53
Fiserv Inc	1.52
Copart Inc	1.51
TOTAL	32.88

Contact your MD Advisor today.

MD.CA | 1 800 267-2332

Management fees and operational expenses may be associated with mutual fund investments. Mutual funds are not guaranteed. Their values change frequently and past performance may not be repeated. To obtain a copy of the prospectus, please call your MD Advisor, or the MD Trade Centre at 1 800 267-2332.

¹Returns and periods are measured in a rolling time period fashion, beginning in the first full period and rolling over month-by-month. The indicated fund rates of return are the historical annual compounded total returns including changes in unit value and reinvestment of all dividends or distributions and do not take into account sales, redemption, distribution or optional charges or income taxes payable by any security holder that would have reduced returns. Returns of one year or more are annualized. Risk level presented is as per the prospectus for the portfolio. Please read the prospectus for more information on the risks of investing in this portfolio. This document is not a Funds Fact Sheet. Income and capital gains are distributed if available. Quartile rankings are a measurement of how a mutual fund performs when compared with other funds within the same competitive universe. The Investment Funds Standards Committee defines peer groups. Funddata produces the rankings (first quartile is best; fourth quartile is lowest). Each fund is also assigned an available benchmark index(es) which best reflects the investment guidelines of the fund or category.

MD Financial Management provides financial products and services, the MD Family of Funds and investment counselling services through the MD Group of Companies. For a detailed list of these companies, visit md.ca. The MD Family of Funds is managed by MD Financial Management Inc.